


Bright Shapes Number Trail

Grade JK – Mathematics

Focus: Counting to 5 · Shape Recognition · Patterning

1. Count the Shapes!

Circle 5 triangles, 2 squares, and 2 circles in the picture below.



2. Trace & Say

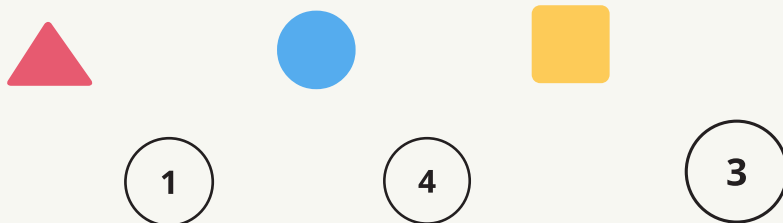
Trace the numbers 1, 2, 3, 4, and 5 along the dotted lines.

Say each number aloud as you trace it.



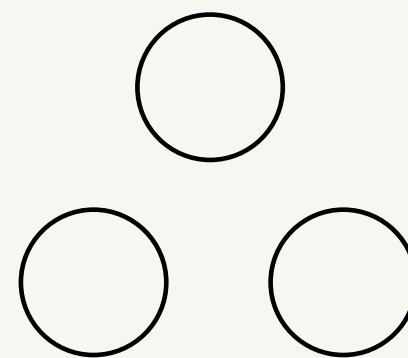


3. Shape Match. - Draw a line from each shape to the correct number.

Example: ● Circle → 1 ▲ Triangle → 3 ■ Square → 4



4. Color & Count

- Color 1 star yellow
- Color 2 hearts red
- Color 3 circles blue



5. Pattern Play

Continue the pattern: ● ● ● ● ____

Bright Shapes Number Trail

Grade JK – Mathematics

Focus: Counting to 5 • Shape Recognition • Patterning

6. Number Trail

Draw a line to connect numbers in order from

1 2 3 4 5.

7. Move & Count

Hop 3 times like a bunny, then clap 2 times.

How many moves did you make in total?

8. Find & Color

Find all the shapes that have 4 sides and color them green.

9. Shape Song Time 🎵

Sing aloud:

“Circle round and round I go,

Triangle’s three sides in a row!

Square has four, all neat and fine,

Count the shapes — it’s learning time!”

10. 5 + 5 Shape Challenge

Draw two groups of shapes below.

Example:

●●●●● + ●●●●● = _____

Now try again with triangles!

💡 Tutoring Tip

Encourage children to trace numbers with their fingers first.

Connect each number to something real —

like 3 wheels on a tricycle or 4 windows on a car.